

**Report on:**

**SECOND LATIN AMERICAN REGIONAL WORKSHOP**

*Building Capacity for Effective Participation in the BCH*

**Venue:**

**Universidad Tecnológica de Panamá**

**Panama City, Panama**

**3-7 September, 2007**

**Prepared by:**

**Catalina Fellegi, IT RA**

**Fernando Machado, IT RA**

**Ileana Catalina Lopez, CPB RA**

**Marydelene Vasquez, IT RA**

## Table of Contents

Table of Contents	2
Foreward	3
Acknowledgements	3
Introduction	3
Objectives	4
Methodology	4
Preparation	4
Narrative Summary of Workshop Proceedings	6
Day One – Monday September 3, 2007	6
Day Two – Tuesday September 4, 2007	9
Day Three – Wednesday September 5, 2007	11
Day Four – Thursday September 6, 2007	13
Day Five – Friday September 7, 2006	17
Conclusions and Recommendations	19
Lessons Learned	19
Annex 1 : Workshop Agenda	20
Annex 2 : Storyboard	23
Annex 3 : List of Participants	29
Annex 4 : Participants' Expectations	31
Annex 5 : Results of Group Exercise on Day One	32
Annex 6 : HERMES Role Play	34
Annex 7 : HERMES Practical Exercise	38
Annex 8 : Suggestions on Improving Hermes and AJAX	40
Annex 9 : Summary of Daily Workshop Evaluations	41

## Foreward

This document contains all the information produced by RAs during the 2<sup>nd</sup> Latin American Workshop for Capacity Building for Effective Participation in the BCH of the Cartagena Protocol. It includes workshop objectives, narratives of all workshop activities, workshop evaluations, etc.

Other materials delivered to participants, like presentations, case studies, etc., are available separately.

## Acknowledgments

The authors want to thanks to the following persons, for their support and help before, during and/or after the workshop:

- Ernesto Ocampo, UNEP-GEF Biosafety Unit
- Philippe Leblond, SCBD
- Giovanni Ferraiolo, SCBD
- Darío Luque and Epifanio Sánchez, Panamá BCH Task Force
- Aimé Rosales, Universidad Tecnológica de Panamá
- Carlos Alie, Universidad Tecnológica de Panamá

## Introduction

The Project entitled “Building Capacity for Effective Participation in the Biosafety Clearing House” hosted a second regional workshop for Latin American countries in Panama City, Panama from September 3<sup>rd</sup> to 7<sup>th</sup> of 2007. The primary regional objective of this workshop was to strengthen collaboration and exchange experiences between participating countries. An additional objective was to deliver to the participants all the new training materials and tools which have recently been developed through the efforts of the UNEP-GEF and the Secretariat for the Convention on Biological Diversity. An underlying theme in all the activities was to transfer knowledge to the participants to enable them to use the training materials and deliver national training courses effectively. Representatives from 17 Latin American countries participated. What made the collaboration even more interesting was that different countries were at different levels of advancement in their execution of the BCH Project and development of national websites. The workshop was structured to enable the more experienced countries were able to pass on their knowledge and experiences to other participants as well as to the BCH Project Team and Regional Advisors. The workshop was facilitated by a joint team of UNEP-GEF staff, 5 Regional Advisors and local hosts.

## Objectives

- To increase the participants' knowledge of BCH obligations as Parties to the Cartagena Protocol
- To share regional experiences on participating in the BCH and on development and implementation of national BCH systems
- To describe, analyze and practice with the BCH training tools, materials and techniques currently made available by the Project
- To describe, demonstrate, and practice using new tools for developing national BCHs and options for national participation in the BCH project, specially Hermes and Ajax, recently developed by SCBD
- To share information about current and future capacity building activities on BCH
- To review the use of the BCH, specifically how to find and enter information, on the Central Portal
- To understand and practice data entry on the BCH
- To understand information sharing on the BCH

## Methodology

Different methodologies for content delivery and managing activities were used during the workshop, depending on session content, objectives, etc. Among the techniques used were:

- PowerPoint presentations
- Case studies
- Role playing
- Quizzes
- Interactive demos

## Preparation

### Training database and Hermes instances

Before the workshop, a training database on the BCH Training site was setup. This database included 17 countries (one for each country participating in the workshop) with 3 users for each country, including one NFP and two NAUs.

During the workshop, an additional country was added to be used during the Hermes sessions, totaling 18 countries in the training database.

Also 18 Hermes instances were setup by Philippe Leblond, linked to the corresponding country in the training database. With this configuration, records entered by participants

during the training sessions on the BCH Management Center were then visible in the corresponding Hermes instance.

Cards with all the information required to login as administrator to the HERMES websites were distributed to participants before the Hermes training sessions. Here is an example:

## Uruguay

- **Hermes**
  - <http://uy.biosafetyclearinghouse.net/>
  - Usuario: uy-nbchadmin
  - Contraseña: dehfjwnt
- **BCH entrenamiento**
  - <http://bchtraining.biodiv.org/>
  - Usuario: lam2.uy.nfp
  - Contraseña: panama

For the HERMES module, a role-play was developed by Fernando Machado and Marydelene Vasquez to be used to present the basic features of HERMES to the participants. Ms. Vasquez also developed a HERMES practical exercise to be assigned to participants on Day 4. For this exercise, it was necessary to load the HERMES user manual onto all the computers in the lab for participants to use as a reference during the practical exercise.

### **Lab setup**

The workshop was held in one of the IT labs of the Technological University of Panama. The lab has 30 computers running Windows XP, with Internet connection.

The lab was setup by Fernando Machado during the week before the workshop.

All computers met hardware and network requirements, but not every computer had the same operating system configuration. Fernando requested the lab technicians to re-configure the operating system. Due to problems with this configuration, the lab setup took more time than expected, and almost all the evenings from Tuesday August 28th to Friday 31st were devoted to lab setup.

Netop was installed individually on each computer, because the network distribution process did not work as expected. Each student and teacher version was updated after installation.

After installation, some demonstration, capture, and file distribution tests were conducted to ensure Netop worked fine. After these tests, everything worked fine.

During the workshop we experienced some problems with Netop. For example, if the computer enters an idle state and the screensaver becomes active then when the teacher tries to block the student computers for a demonstration, the idle computers could not be controlled by the teacher. Neither could the student make the computer leave the idle state.

## Narrative Summary of Workshop Proceedings

### Day One, September 3, 2007.

#### Opening Ceremony

Ricardo Sánchez, UNEP Regional Director for Latin America  
Aleida Salazar, General Director of ANAM  
Giovanni Ferraiolo, CBD Commission  
Ingo Piegeler, BCH Task Manager for Africa  
Ernesto Ocampo, Regional Specialist, Latin America

Mr. Erick Vallester, Vice-rector of Research, Postgrado y Extensión – Encargado, Universidad Tecnológica de Panamá, welcomed participants on behalf of the Rector of the University, Mr. Salvador Rodríguez..

Ricardo Sanchez welcomed participants on behalf of GEF and UNEP. He highlighted the importance of the BCH project to biodiversity. Mr. Sanchez emphasized how great an opportunity it was to have representatives from different countries gathered together to exchange their experiences in the implementation of the BCH Project. He explained the importance of the Cartagena Protocol to working transparently and safely to make decisions according to their commitments under the convention.

Aleida Salazar welcomed regional representatives from those agencies responsible for implementing the BCH in their respective countries.

Giovanni Ferraiolo welcomed participants in the name of the Executive Secretary of the CBD. He hoped that all participants would enjoy productive working sessions during the seminar.

Ingo Piegler welcomed participants on behalf of Mrs. Jyoti Mathur Filipp. He stressed that the BCH Project is unique in its implementation, working as it does through a corps of Regional Advisors.

The main objectives of the workshop were outlined. The participants were then invited to introduce themselves and state their expectations of the workshop.

The following Ground Rules were then outlined:

- Participants should respect each others' ideas
- Mobile phones on vibrate
- In plenary sessions—one person should speak at a time
- Punctuality

### **Regional Overview**

Mr. Ingo Piegler made a presentation on the "Status of the Global BCH Project". He mentioned that the BCH project started in March 2004 for 50 countries. So far at the end of August 2007, 95 MOUs had been signed and 26 more are in process. 139 countries have received letters informing them of their eligibility to receive funding from this Project. 120 endorsements have been received. The concept of regional advisors is very new in the UN system.

Mr. Ernesto Ocampo presented a regional overview of the BCH project. Mr. Ocampo indicated that the BCH is there to enable countries to participate in the Biosafety Clearing House. The regional advisors go with a complete training package. An immense amount of training materials exist.

Ms. Tea Garcia-Huidobro presented an overview of the region's biosafety projects and the current situation of Cartagena Protocol.

Overview of the BCH project in the context of the Cartagena Protocol. Steps towards the development of the National Biosafety Framework. Pilot project of the NBF in which Cuba and Bolivia participated. After that 123 countries were incorporated. 123 countries participating, 85 concluded. Latin-America still has six countries pending completion. Ms. Garcia-Huidobro presented an overview of the history of National Biosafety Frameworks in Latin America. Colombia with the World Bank, Mexico with UNEP, Brazil with its own resources.

Ms. Catalina Fellegi presented a summary of the information entered into the BCH. She presented statistics of the number and type of data records entered by each Latin American country.

An overview of data registered at the BCH Central Portal by different countries, including web sites and amount of data registered, was presented.

Questions or comments: Ms. Tea made the comment that there seem to be countries with more than one National Focal Point.

The Cartagena Protocol makes provisions for one BCH National Focal Point (NFP) and one Cartagena Protocol NFP per country. An additional NFP may also be appointed as the liaison for emergency notifications. The SCBD does not wish for countries to have any NFPs, other than these, appointed.

### **Emma Lucia Rivera**

Diplomado de Bioseguridad, Concepción Chile.

Objectives of her thesis were to analyze data entered into the BCH. Laws and Regulations, Regional agreements, Risk assessments, Decisions, LMOs, Laws and regulations 69 registries, 46% of official documents attached. Decision on LMOs under article 11, Risk assessment. There were not found registries for Annex III for the Latin-American Region.

### **Brazil, Paulo Péret**

They have a national biosafety law since 1985. In 2005, they concluded the process of revising this law, and now, the new one includes regulation for administrative process and internal ones. He also made a presentation of the national network of governmental institutions related with biosafety. At the beginning, Brazil had chosen Option 4 as its option for national participation; however, it was later changed to option one.

### **Proyecto CIISB Costa Rica, Marcela Víquez**

Costa Rica signed the Cartagena Protocol on May 24, 2000. It was ratified in November 2006 and entered into force on June 2007. She explained the steps followed to develop the BCH project. At the end of the project there was a launching of the project. They presented to the audience the problems and lessons learned and presented a list of recommendations, based on their experience, to share with other countries.

### **Ecuador: Galo Jarrín**

Experiences developing the BCH Project.

75% of funds had been disbursed. Option 3 was selected for national participation at the beginning of the project; however, it was later changed to option one. 70% of the work plan has been completed. We need two months to conclude the project. The support of Regional Advisors had been very important. Interactive Modules were very instrumental. They have already developed two workshops this year by themselves in April (Manta (Coast) and Lago Agrio (Amazonía) in June.

### **Paraguay: María Cristina Torres**

MoU Signed April 2007. First national workshop July 31<sup>st</sup> to August 2<sup>nd</sup>. Ms. Torres explained the results of the first national workshop. She mentioned that Customs is organizing a workshop for their employees, using the materials delivered in the first one. The lesson they learned is to optimize the infrastructure required for the workshop in accordance with the expected attendance.

**Peru: Enrique Fernández**

State of the BCH project in Peru. He mentioned that a National Biosafety Framework has been developed. He presented to the audience the scheme of this framework, and the work plan implemented to achieve the goals stated at the beginning of the project. They held two workshops, in December 2006 and June 2007 respectively, targeted to different stakeholder groups. They are planning two more workshops, one in the northern region of Trujillo and the other in the southern region of Arequipa. They expect to complete the project in two months.

**Guatemala: Fernando Garcia**

MOU signed on February 2007. Task force formed. Purchase of equipment was completed. The last workshop was designed to conclude with lessons learned. The deficient administrative system of UNDP is affecting the implementation. There is a need to plan workshops in advance. It is important to define participants. Internet access is difficult in rural areas. The task force at the regional level is not as active as expected. How to improve? Use simple language in the training materials and find other institutional options to administer funds.

**Panama: Dario Luque**

Overview of the Cartagena Protocol in Panama. Ratification in May 2002. Panama is still concluding the National Biosafety Framework. They also shared their experience of their first workshop and presented suggestions and ideas to improve the next ones.

**Afternoon session**

In order to share lessons learned and experiences, participants were assigned to small groups according to their degree of development of the project. Ms Catalina Fellegi was in charge of the afternoon session. Participants were assigned some questions to discuss and report back to the group in a plenary session. The list of questions and the participant's answers that were written in cards can be found in Annex 5.

Workshop evaluations were completed and collected. This was followed by a workshop navigation meeting.

**Day Two, Tuesday September 4, 2007.**

Ms. Lopez began with a recapitulation of the session held the first day. She highlighted the main points covered the day before. It was agreed that a summary of the previous day would be presented by the Regional Advisor responsible for the day.

Mr. Ocampo presented a summary of the navigation meeting.

**Introduction to training materials available at Moodle's web site**

Ms. Lopez started the session by asking participants the following questions: What is Moodle? What resources are available at Moodle? Where is Moodle located?

She explained that participants would be awarded prizes for the correct answers. The prizes were souvenirs that participants had brought with them from their countries.

Mr. Fernando Machado presented an overview of Moodle's web site. Participants were given the opportunity to browse the site to become familiar with its content and sections. After the introduction to Moodle, participants were asked to complete a guided exercise which involved browsing the contents and various sections of Moodle.

### **Introduction to CPB**

Ms. Lopez presented the session on the Cartagena Protocol on Biosafety. Following this presentation, participants used the electronic Interactive Module 1 to reinforce their understanding of the Protocol. Ms. Lopez and all RAs assisted participants with questions during this interactive exercise. Subsequent to this computer-based exercise, participants had the opportunity to ask questions, make comments and discuss the Protocol as well as the exercise itself.

Mr. Machado presented the session on the Introduction to the BCH Central Portal. After the presentation, participants used the electronic Interactive Module 2 to reinforce their understanding of what the BCH was and how Parties to the Protocol should use it to fulfill their obligations under the Protocol.

Mr. Ferraiolo presented a detailed presentation on country obligations under the Cartagena Protocol. The presentation took longer than expected.

### **Lunch Break**

Mr. Ferraiolo continued his presentation. Several questions were raised especially about the National Focal Point and the Unique Identifier.

After Mr. Ferraiolo's presentation, Mr. Philippe Leblond introduced the changes that will be incorporated into the new version of the BCH Central Portal. He explained that the Quick Search feature will disappear from the new version and several handy new features will be incorporated into the web site.

Many participants complained about the loss of the Quick Search feature in the BCH Central Portal. Giovanni Ferraiolo and Philippe Leblond explained the rationale behind that decision, but complaining participants were not convinced.

### **Case Studies**

Ms. Lopez introduced new participants to Case Studies 1 and 2. Those participants already familiar with Case Studies 1 and 2 were requested to complete case studies recommended in the Curriculum 4 for Industry Groups. Some participants completed

more than 5 case studies. It was discovered that the new Case Studies 1 and 2 need to be reviewed because the answers are incorrect.

### **Coffee Break**

Ms. Catalina Fellegi and Ms. Lopez introduced the participants to the Quick Quiz Cards from the Users Guide to the Central Portal of the BCH using a game. The idea was based on a TV show (Jeopardy). Using a power point presentation, twenty four questions were assigned in several categories from 100 until 3600 points. The questions were hidden from the participants. Participants were divided into groups of two by country. Four participants acted as judges to evaluate whether the questions were answered correctly. Each group took a turn and selected which question they wanted to answer first. If they answered correctly the score was recorded on a flipchart. If one group did not know the answer it was passed to the next group and if they answered correctly they scored the points. Once again the winning group had another opportunity to choose a question. The group with the highest score was the winner. Souvenirs were given as a reward. All participants were congratulated. Participants enjoyed the activity and showed their understanding of the material covered in the first two days.

Workshop evaluations were completed and collected.

### **Navigation Meeting**

Mrs. Lopez explained the workshop navigation process and invited the six groups to gather, to select a reporter and to discuss the events of the second training day. Comments on any aspect of the training were appreciated, including the venue, the facilitation, the content of the sessions, and so on. After 15 minutes, a representative of the group met with the training team and shared their feedback. A discussion ensued about several of the issues raised. The session concluded with a report on the workshop navigation meeting.

## **Day Three, Wednesday September 5, 2007.**

Ms. López presented the results of the navigation meeting held the previous day. She explained that participants faced the problem that the Quick Search feature from the BCH Central Portal does not provide the same information as the search engine. Mr. Ferraiolo explained that the Quick Search will be eliminated from the Portal's new version. Important suggestions were made to improve delivery of case studies. The first suggestion was to use a CD ROM to obtain the same result or to provide only the procedure instead of answers to avoid different responses compared with the ones at the BCH central portal.

## Entering information in the BCH Management Centre

Ms. Fellegi provided an introduction in how to register information at the training site of the BCH. The participants were divided into groups by country. She explained the roles of the National Authorized Users and the National Focal Point. They were asked to complete Case Studies 4 to 6.

## Coffee Break

Ms. Vasquez gave a demonstration of Hermes 1.0. She explained that Hermes is a tool developed by the CBD to be used for those countries wanting to develop a website with an automatic link to the BCH Central Portal. Hermes will be hosted and maintained by the SCBD. Moreover, it is being offered completely free of cost to the countries. She explained how to access the national Hermes web site and encouraged them to register information in the training site while keeping a window with the Hermes site open. The participants were able to view the information entered on the instances of the Hermes-based national websites.

Mr. Ocampo wrapped up the session asking the following questions:

1. How long did it take you to enter information into the Central Portal? Between 15-30 minutes, assuming that information is available and ready. Nobody needed to be an IT expert.
2. What infrastructure did you need to enter the information?
3. How much time did you need to get trained in how to register information? 2 hours.
4. What training materials did you need to enter the information? Nothing, just patience and support from the Regional Advisors.

Ms. Fellegi ensured that each group completed the four case studies.

Resources needed and time required:

We need one person, no more than four hours to register the information, one personal computer connected to Internet and information available.

The session ended at half day. Workshop evaluations were completed and collected.

## Day Four Thursday September 6, 2007

Ernesto Ocampo started the day by presenting the options for national participation.

Register information

Display national information

Hermes is a tool that has been designed to show on a national Web site all the records entered by a country into the BCH Central Portal, as well as other information of interest to the country. You will learn today how to configure the Web site. You don't need to be an IT expert to configure the Web site.

On the other hand, for those countries that have already developed their national Web site, there is a plug-in called Ajax available. Ajax is a small software component that can be used in a pre-existing national web site to display all of a country's data records from the BCH. Ajax is a plug-in that is easy to insert into a Web page.

Advantages of using Hermes:

- Formats always compatible with the CBD and COP MOP decisions.
- Free
- Hosted at the CBD web site

Brazil initially started with option 4. They have resources to maintain a national BCH; however, they have decided to use Ajax.

### **Presentation from countries**

Presentation time and content was agreed before the workshop between the presenters and Fernando Machado. All presentations finally meet the requested size and were delivered in the allotted time.

#### **Brazil: Manuel Poppe**

The option for using Ajax in the development of Brazil's BCH. Brazil choose Ajax because it is a simple JavaScript code. It is easy to use in any language used in web development (html, java, script). For them, it was much easier than using Hermes. For Brazil, it is an easy solution for obtaining and displaying the information from the Central Portal. Brazil added national information to the first banner.

If something changes in the Central Portal the country is not affected. If there is something that I want to show it can be available in three minutes. It is easy to use for the IT specialists.

The presenter was asked how long it took him to show the existing BCH data records in the national application? He answered that it took him 30 minutes.

### **Colombia, Pilar Galindo**

BCH Colombia

She started explaining the difficulties using option 4. Ms. Galindo explained different activities implemented under the BCH project.

### **Costa Rica, Marcela Víquez**

Costa Rica is working on the implementation of their national portal. Costa Rica started with option No.1, using the Canadian application. The Hermes application is easy to access, fast, and friendly. It is easy to integrate with the national application.

### **Ecuador: Elizabeth Lara**

At the beginning, they accepted the Canadian application but experienced several problems. They switched to Hermes. Hermes is an easy system. We can add our logo, flags and national identification. We would like our page to become a guide of biotechnology and biosafety. The national portal has all the information required by the Cartagena Protocol. Hermes does not require technical support. Basically, it consists of text editors. It is a good option. All countries can have the same page design, modules and information.

The presenter was asked how many hours they had invested? The response was 30 minutes.

### **Perú: Roberto Mansilla**

Peru chose to use the Canadian application at the beginning of the BCH project. Then Peru decided to change to Hermes and have their web site hosted at the CBD. Peru's national web site is hosted at CONAN, SCDB and BCH.

Advantages: Easy to use and develop, easy to manage contents, customized, allows discussion forums. It is easy to register information in Hermes.

It should be noted that Roberto Mansilla is a biologist, not an IT specialists, and he is responsible for maintaining the Peru Hermes instance. He explained that to participants, reinforcing the concept that no IT expertise is needed in order to use Hermes.

### **Hermes**

Marydelene Vásquez and Fernando Machado used a role playing in delivering the Hermes training module, instead of reciting the Hermes tutorial presentations. Their purpose was to make the activity more entertaining and interesting.

For the role play, they prepared a script, like those used in theatre performances, with two characters: Ms. Dolores de la Barriga (Marydelene) and Mr. Tomas T. de la Fuente (Fernando). Those names are very funny in Spanish: "Dolores" and "Tomas" are two well known names in Spanish spoken countries, and "de la Barriga" and "de la Fuente" are two common family names, but the combination "Dolores de la Barriga" can be translated as "stomach pain" and "Tomas T. de la Fuente" as "you drink tea from fountain".

Ms. Dolores is happy, knows Hermes very well, and is very good-natured while explaining how easy is to use Hermes to Mr. Tomas. On the contrary, Mr. Tomas does not know anything about Hermes, is very suspicious, and does not believe he can do anything with Hermes.

Ms. Dolores is constantly showing how easy it is to use Hermes, and Mr. Tomas is constantly asking for more and more complex things, but Ms. Dolores always has a right and easy answer. She not only says how to do the requested changes, but shows it on a live Hermes instance.

Halfway through the performance, Ms. Dolores has to leave, saying she has to have lunch with her husband. Mr. Tomas is left alone with just the Hermes manual, and a couple of things to change in the Hermes instance. After reading the manual, he can do the tasks, also using the live Hermes instance. Ms. Dolores returns, and Mr. Tomas shows what the customized HERMES instance looks like, highlighting what he has learned in Ms. Dolores absence.

After this role play, the participants are shown the Hermes manual and powerpoint presentations. Marydelene and Fernando explain that almost all of them are in a situation where they do not know how to use Hermes, but can learn on their own using the training materials.

The participants were given an exercise to complete many different common tasks using a live Hermes instance prepared for each country, and using the Hermes manual and presentations as references. Participants were grouped by country for this exercise, because they were using the national Hermes instance prepared by Philippe Leblond. We advised the participants that this is a real situation, but we believe they can complete the exercises on their own.

Participants needed to figure out where to find where in the user manual they could find the reference information corresponding to the various tasks in the exercise. Based on that guidance, they could then complete the task using their country's Hermes instance.

Fernando and Marydelene helped participants during the exercise. Philippe Leblond was also there, helping RAs to answer new or complex questions.

Fortunately, all participants completed the requested tasks on time, although most of them did not have previous knowledge about Hermes.

All participants enjoyed the activity, and all of them, including non-IT people, acknowledged that Hermes is a great and very easy to use tool.

### **Lunch Break**

After lunch participants continued entering information and working with Hermes. A question and answers session was held at the end of this session. Participants handed in questions and recommendations on Hermes. Mr. Machado and Philippe answered the questions.

### **How to improve Hermes**

Participants were encouraged to write on cards how Hermes can be improved. Result from this session can be found in Annex 8.

### **Project Closure Requirements**

Ingo Piegeler delivered a presentation on Project Closure Requirements. One of the most important aspects of this Project is that is part of other biosafety UNEP-GEF projects such as the implementation of the NBF. The difference is that this project is an enabling activity project. It has two principal components: infrastructure and training. Under normal conditions, the duration of the national project is twelve months, starting from the signing of the MOU-. What is new in this project is the Regional Advisors component. The RAs work very closely with the UNEP-GEF Project in Geneva. The RAs may help during the closing of the project.

We developed the Operational Handbook as a guide to understand UNEP rules and procedures to follow. He explained what the MOU means. It includes a program and budgeting. The roles of both sides are defined in the MOU. Mr. Piegeler described the five parts of BCH-MOU such as the notification of BCH Task Force nomination, choice of a national BCH system, national assessment and needs, detailed costing proposed and proposed BCH training plan.

He explained the 75% payment upon signature of the MoU and 25% completion payment upon receipt of the Revised BCH strategy Plan, Form 7, Forms 6 (inventory), 7 and 8 (summary of training activities according to what is specified on Form 5) and submission and approval of the financial statement which describes what has been done.

Questions were answered.

Workshop evaluations were completed and collected.

## Day Five Thursday September 7, 2007

Marydelene Vásquez presented changes to agenda.

Fernando Machado summarized the activities of the previous day.

National presentations. Each country was allotted 8 minutes for their presentation.

Biosafety in Bolivia. She talked about the National Biosafety framework. Signatory of the CPB.

Francisco Romero presented current situation of San Salvador BCH project. Five meetings were held. They have planned five workshops. The first workshop was held without participation of RAs. The second workshop is at the end of September. They are focusing on assigning national competencies.

Honduras: BCH project. She described Honduras NBF. Honduras started the drafting of the national NBF in 2002. The MoU had been presented to the UNEP regional coordinator. Each workshop has been planned for three days.

Nicaragua: They have a proposed law at the Congress. They have two national policies. They are going to use Hermes.

Marina Hernandez, República Dominicana. The national protected areas sub-secretary is the NFP. The task force comes from the NCC. National Competent Authorities are Health, Environment and Agriculture. Currently, they are purchasing equipment. The first training workshop will be held on October 2 - 4, 2007.

Uruguay: Party of CBD, in process of signing the CP. The NBF development project started in 2004 and concluded in 2007. She described the national NBF. In 2006, they made a political resolution to cancel the requisition to commercialize Bt maize. Their MOU is in the process of being approved. They have planned two national workshops and four general public seminars. They have found a lack of coordination between the main stakeholders.

Venezuela: Carliz Díaz. The MoU was signed in Geneva. They are building a reference lab to detect LMOs. There was a release into the environment without approval and it was burned by Greenpeace. Venezuela is part of the CPB. They have planned three workshops. The MoU is tailored mainly for training because they have infrastructure.

Argentina: Andres Martin. Internal processes regarding biosafety. Since 1991. He mentioned events with permits for commercialization. [www.sagpya.gov.ar](http://www.sagpya.gov.ar).

Chile. Gonzalo Pardo signed the CP since 2002. It is still pending ratification. They want to have a national NBF with a national Law approved. If there is not a national policy

defined, it is included in the national law for the biotechnology. Resolution No. 1523/2001. RAMA prohibits the cultivation of LMOs.

Giovani Ferraiolo bid farewell to participants and left them with the following contact information:

Email: [Giovanni.ferraiolo@cbd.int](mailto:Giovanni.ferraiolo@cbd.int)

SKYPE contact: Giovanni.ferraiolo

### **Coffee Break**

#### **Paparazzi contest**

Many of the participants had taken pictures during sessions and after hours. Thus, Fernando Machado organized the "Paparazzi Contest", a contest to choose the most "paparazzi" picture taken by participants in the previous days. Ten anonymous pictures were shown, and participants voted by clapping, screaming, etc. Everybody enjoyed the session. The winner was rewarded with one of the souvenirs brought by participants.

#### **Strategic sustainability plan for Costa Rica's BCH presented by Nelly Mora.**

Objective: Sustainability strategy to maintain its continuity in the long term. She described that the plan includes mission, vision and expected results. FODA analysis, strengths and weaknesses were evaluated. She presented the plan with actions, objectives, parties responsible, resources. Several questions were raised by participants. Dr. Fernández explained that each country needs to develop a sustainability plan after the project concludes.

Tea Garcia-Huidobro described the current situation regarding the Cartagena Protocol on Biosafety and the tasks in which the exchange of information is important. Ms. Garcia-Huidobro encouraged the countries once more to develop adequate solutions in the different roles related to the CPB.

She also explained the GEF strategies and the timeline, from November 1996 until now related to the CPB. In June 2007, GEF developed new strategies for each focal area. Each country needs to make a necessity action plan. Each country defines the kind of project that is more convenient. For a country to be selected to work on biosafety it needs to be defined as country's national priority. Some countries are working together as a region. Some are planning to work together in risk evaluation, education, biosafety, etc. Peru, El Salvador, Ecuador, Costa Rica and Panama are the most advanced. Guatemala can be incorporated next week.

Questions were raised by participants.

## **Review of Expectations**

Ileana Catalina López presented the expectations mentioned on the first day by the participants. As a group activity, each expectation was analyzed to determine whether it had been met. Almost all of the expectations were met.

Ms.Catalina Fellegi gathered all the information from different sources that was generated for the workshop, and Mr. Fernando Machado prepared a CD with all of these materials and gave them to the participants.

Workshop evaluations were completed and collected.

## **Conclusions and Recommendations**

The Regional Workshop was successful in that it met the stated objectives and moreover it met the expectations of the participants. It provided an invaluable opportunity for information sharing and regional networking. The countries that were well advanced were able to share their experiences, both positive and negative, with the countries that were less advanced in Project implementation. Participants were exposed to new materials and tools that have been made available by the BCH Project and the SCBD.

### **Recommendations to improve Interactive Modules**

Module 1: Lesson 2. Year, 1995. The acronym CBD appears incorrectly in the descriptive text. It says "CDP".

Módulo 2: Case Study 1. The answer is incomplete. The end of the sentence is omitted.

### **Lessons Learned**

1. Participants have a low tolerance for back-to-back presentations. This was particularly noted on the morning of the first day. These long sessions need to be broken up to avoid audience fatigue and ensure that presenters have a fair chance of capturing participants' attention.
2. Participants greatly appreciate interactive and "fun" exercises such as the Game Show.
3. It is essential that presenters keep to their allotted time, especially when there are a series of presentations to be delivered. Small delays along the way can result in a significant loss of time by the end of the day.
4. A reliable and fast internet connection is essential to the smooth flow of the workshop, especially for those sessions that involve web-based computer lab work. A connection that is constantly timing out can be frustrating to participants and lead to delays in completing practical work.
5. Animating a technical presentation, such as was done with the HERMES role play, is an effective way of presenting this type of information in an interesting way to a non-IT audience.

## ANNEX 1 : WORKSHOP AGENDA

### **Segundo Seminario Regional Latinoamericano**

*Creación de Capacidad para una participación efectiva en el Proyecto CIISB*

**3 – 7 de Septiembre de 2007, Ciudad de Panamá, Panamá**

## **AGENDA**

### ***DÍA 1 – Estado del Proyecto CIISB en los países de la región.***

#### **MAÑANA**

- **08:30 horas : Registro de participantes.**
- **09:00 horas:**Introducción al Seminario, Presentación del Equipo de la Unidad de Bioseguridad, Objetivos, Presentación de los Instructores.
- Introducción a situación global y regional del proyecto CIISB
- Revisión del Manual Operacional, Memorando de Entendimiento, Formularios relativos al mismo y procedimientos de cierre del Memorando.
- Breves Presentaciones por parte de los Participantes acerca de la situación actual de sus Países en relación al Protocolo de Cartagena, Marco Nacional de Bioseguridad y Proyecto CIISB.

#### **TARDE**

- Configuración de los grupos de trabajo y asignación del Trabajo Grupal sobre avances del Proyecto a nivel nacional.
- Trabajo Grupal sobre Proyectos nacionales, análisis de mejores prácticas, requerimientos, uso y difusión de materiales de entrenamiento y experiencias.
- Presentación detallada en plenario de cronogramas de capacitación, experiencias, etc.
- Discusión sobre mejores prácticas de capacitación y difusión del CIISB.

### ***DÍA 2– Actualización sobre materiales de capacitación, módulos de entrenamiento, referidos a la búsqueda de información en el CIISB.***

#### **MAÑANA**

- Revisión guiada del sitio moodle de materiales de entrenamiento.
- Introducción a los materiales de entrenamiento sobre el Protocolo de Cartagena, Módulo Interactivo, casos de estudio, guías rápidas, currículas orientadas a públicos diferenciales.
- Las obligaciones que las Partes del CPB tienen en referencia al CIISB..
- Introducción a los materiales de entrenamiento sobre el CIISB, Módulo Interactivo, casos de estudio, guías rápidas, currículas orientadas a públicos diferenciales.
- Utilización del Portal Central del CIISB para búsqueda de información; laboratorio de computadoras, ejercicios prácticos sobre búsqueda de información.

## **TARDE**

- Materiales de entrenamiento sobre Búsqueda de Información en el Portal Central del CIISB.
- Ejercicios prácticos en laboratorio de computadoras sobre búsqueda de información en el Portal Central del CIISB, Casos de Estudio destinados a diferentes públicos y segmentos de la sociedad
- Discusión abierta y conclusiones sobre el uso de los materiales de entrenamiento referidos Búsqueda de Información utilizando el CIISB.

## ***DÍA 3. Actualización sobre materiales de capacitación y módulos de entrenamiento, referidos al Registro de información en el CIISB***

### **MAÑANA**

- Revisión guiada del sitio moodle de materiales de entrenamiento, Introducción a los materiales de entrenamiento sobre Registro de Información en el CIISB.
- Trabajo práctico con currículas orientadas a públicos diferenciales, casos de estudio orientados de registro de información, guías rápidas,.
- Visualización en aplicaciones nacionales de la información registrada..
- Registro de información real por parte de los Países, con apoyo de la SCBD.

## **TARDE**

Libre

## ***DÍA 4 – Actualización sobre opciones de participación nacional, aplicaciones nacionales de CIISB, herramientas disponibles para la construcción de sistemas nacionales.***

### **MAÑANA**

- Presentación actualizada de las opciones para la participación nacional. ventajas y requerimientos de cada una.
- Presentaciones de aplicaciones nacionales ya existentes de diferentes países de la Región.
- Tutorial sobre configuración de aplicaciones nacionales utilizando HERMES

## **TARDE**

- Demostraciones de aplicaciones utilizando el plugin AJAX
- Breve tutorial de uso de AJAX
- Sesión abierta de Preguntas y Respuestas y discusión sobre alternativas de participación nacional.
- Sesión de brainstorming en grupos para mejoramiento de HERMES y aplicaciones nacionales CIISB.
- Continuación de registro de información de los Países con ayuda de SCBD.

## **NOCHE**

- Cena en restaurante típico.

## ***DÍA 5 – Procesos de Cierre del Proyecto CIISB, Estrategia de Bioseguridad de FMAM, Proyectos de Implementación. Revisión de estrategias de capacitación, Discusión, Conclusiones, Trabajo futuro y Cierre del Evento***

### **MAÑANA**

- Procedimiento de cierre del Proyecto CIISB.
- Preguntas y Respuestas sobre procedimientos de cierre.
- Introducción a la estrategia de Bioseguridad de FMAM.
- Futuro de los Proyectos de Implementación de Marcos Nacionales de Bioseguridad en la Región.

### **TARDE**

- Trabajo en Grupos sobre la utilización de Materiales de Entrenamiento para la preparación y dictado de los Seminarios Nacionales sobre el CIISB. Análisis detallado de cronogramas de capacitación.
- Discusión sobre los Proyectos desarrollados, lecciones aprendidas.
- Revisión de expectativas y preocupaciones
- Recapitulación del Seminario, requerimientos del Proyecto CIISB, Principales conclusiones sobre el estado actual del Proyecto en los países y trabajo futuro
- Evaluación del Seminario
- Cierre

## ANNEX 2 : Storyboard

### Second Latin America Regional Workshop

#### *Building Capacity for an effective participation in the BCH*

3 – 7 September 2007, Panama City, Panama

Time	Task	Presenter	Time	Comments
<b>DAY 1 – Introduction and Regional Experiences</b> <b>Day contents &amp; agenda focal point: CF<sup>1</sup></b> <b>Day Lead facilitator (DLF<sup>2</sup>) :EO</b>				
0900	Opening address Biosafety Unit Team, BCH Project Team Trainers Introduction	UNEP head ANAM head GF, IP, TGH	20 mins	
0920	Workshop Main Objectives & Program of work. Methodology	EO	10 mins	
0930	Participants Introduction, Expectations and Concerns	Participants	20 mins	
0950	Overview of BCH Project	EO	10 mins	
1000	Overview of the region's biosafety projects Current Situation of Cartagena Protocol	TGH	30 mins	
1030	Coffee Break		15 mins	
1045	Countries BCH and BCH Project situations	TGH <sup>3</sup> / EO/ ELR <sup>4</sup> /CF Participants	2 h 15 mins	Will include : <ul style="list-style-type: none"> <li>• regional analysis on what info is currently available on the central portal for the countries attending.(20 mins)</li> <li>• Outcomes from Emma Rivera work (20 mins)</li> <li>• PPant. BCH Project advanced Countries' presentations (10 mins each for Brazil, Costa Rica, Ecuador, El Salvador, Guatemala, Panama, Paraguay, Peru )</li> <li>• Argentina &amp; Chile experiences in biosafety</li> </ul>

<sup>1</sup> CATALINA FELLEGI

<sup>2</sup> DAY LEAD FACILITATOR

<sup>3</sup> TEA GARCÍA-HUIDOBRO

<sup>4</sup> EMMA LUCIA RIVERA

Time	Task	Presenter	Time	Comments
1300	Lunch		90 mins	
1430	Working groups setup Assignment of Group Work	CF / GF <sup>5</sup>	15 mins	Small groups to be given some questions that they can discuss and report back in order to share lessons and experiences, for example (Some NBF questions should also be added): <ul style="list-style-type: none"> <li>• Main issues encountered while developing the BCH Project</li> <li>• Knowledge transfer of training materials, ideas for new training kits</li> <li>• What are the impediments to inputting information on to the BCH;</li> <li>• What would be the needs for national applications, in contrast with perceived required resources.</li> </ul>
1445	Small Groups	PPANTS	1 hr	
1545	Coffee Break		15 mins	
1600	Report Back from Small Groups	PPANTS	1 hr	
1700	Day evaluation	DLF	15 mins	
1715	Workshop Navigation Meeting	DLF	15 mins	
1730	TRANSFER TO HOTEL			
1930	WELCOME COCKTAIL AT HOTEL			
<b>DAY 2 – Workshops Training Materials – CPB and BCH usage, hands-on</b> <b>Day contents &amp; agenda focal point: IL<sup>6</sup></b> <b>Day Lead facilitator : IL</b>				
0900	Recap of previous day	IL	10 mins	
0910	Introduction training materials MOODLE SITE. Courses, Curricula's, etc	EO / FM con apoyo de RAS	30 mins	1. What is Moodle? Prize No. 1 2. Where do you find it? Prize No.2  All users login and navigate thru all available courses and contents
0940	Introduction to CPB training materials, case studies, interactive modules, etc, quizzes, etc.	RAs, IL, FM, CF	15 min	3. What kind of training materials are available at Moodle? Prize 3

<sup>5</sup> GIOVANNI FERRAILOLO

<sup>6</sup> ILEANA LOPEZ

Time	Task	Presenter	Time	Comments
	Integrate Groups. Quizzes GAME: Discussion Points		25 min	All RAS be in charge of Game No. 1 Discussion Points. We need timer, prizes, Cards, LCD. Mary time keeper. Fernando: Read Questions. Catalina score points.
1020	Q&A session, general discussion about deployment strategies for CPB materials	RAs	10 mins	Participants fill out cards individually. Plenary session to arrive to conclusions.
1030	Coffee Break		15 mins	
1045	Presentation on the BCH and its related obligations as a Party	GF	60 mins	Possibly a presentation on the evolution of the BCH and the obligations as a Party
1145	Introduction to the BCH CP – Surfing and Finding Information Training Materials, Interactive Modules, Case Studies , RR & quizzes	RAs	45 minutes	Need to decide the case studies to use here. Note: Kirsty is redoing the current case studies 1 and 2, plus we need to use some of the newer ones also developed recently.  Case Study No. 9. We'll try to have the new case studies 1 and 2 translated by that time, or at least show them in English if we cannot
1230	Lunch Break		90 mins	
1400	Continued from above. Targeted curricula's, deployment requirements	RAs	75 minutes	Review of all new materials. Go thru part of some case studies, for different target public. Practice use of RR  Divide in Groups to analyze different Case Studies.
1530	Coffee Break		15 mins	
1545	Continued from above.	RAs	45 mins	Quizzes, additional presentations and materials  Game No. 2 Quiz Questions All RAs
1630	Conclusions on the delivery of using BCH training materials, general discussion, Q&A, ideas for improvement	IP / GF / EO / RAs	45 mins	Questions: Do you find useful TM? With whom would you recommend delivery of TM? How would you improve?  All participants complete cards. Plenary and discussion.
1700	Day evaluation	DLF	15 mins	
1715	Workshop Navigation Meeting	DLF	15 mins	

Time	Task	Presenter	Time	Comments
1730	TRANSFER TO HOTEL			
DAY 3 – REGISTERING INFORMATION				
Day contents & agenda focal point: CF				
Day Lead facilitator : CF				
0900	Recap of previous day		10 mins	
0910	Introduction to Management Centre Review of information registering modules, quick intro	GF / EO / CF	40 mins	Almost all the ppants are already familiar with the classic case studies (3-6) and mechanics. Count time needed to register info.
0950	New targeted registering information case studies and training materials.	CF	40 mins	Specifically case 20,  We will try to get it translated by that time
1030	Coffee Break		15 mins	
1045	Overview of HERMES or other national application impacted by recently registered information	MV <sup>7</sup> / PL <sup>8</sup>	30 mins	
1115	Case Studies for Management Centre plus assisting in inputting info	CF / PL / GF	1 hours 45 mins	I
1300	Lunch Break		1 hour	
1400	TRANSFER TO HOTEL			
AFTERNOON FREE				
DAY 4 – PARTICIPATION OPTIONS & NATIONAL BCH APPLICATIONS				
Day contents & agenda focal point(s): MV <sup>9</sup> / FM				
Day Lead facilitator : FM				
0900	Options for national participation with Demo	EO / PL / PG <sup>10</sup> / MP <sup>11</sup>	1 hour 30 mins	Recap of 4 options and then details of Hermes, Ajax and other applications (Colombia, Brazil etc)
1030	Coffee Break		15 mins	

<sup>7</sup> MARYDELENE VASQUEZ

<sup>8</sup> PHILIPPE LEBLOND

<sup>9</sup> FERNANDO MACHADO

<sup>10</sup> PILAR GALINDO - COLOMBIA

<sup>11</sup> MANUEL POPPE- BRAZIL

Time	Task	Presenter	Time	Comments
1045	HERMES tutorial	MV / FM / PL	1 hour 45 mins	Hands-on tutorial, registering information and configuring HERMES. Visit Moodle site to download manual & tutorials and to see news about Hermes. Read and make post to the forum.
1230	Lunch Break		90 mins	
1400	Hermes tutorial continued. AJAX demonstrations	MV / FM / PL	1 hour 15 mins	
1515	Coffee Break		15 mins	
1530	Brainstorming session on updating and improving HERMES and AJAX	Ppants / PL / MV / FM,	30 mins	To collect ideas for next HERMES and AJAX versions
1600	BCH Project closing procedures and requirements	EO / IP <sup>12</sup>	30 mins	
1630	Q&A on closing procedures	EO / IP	30 mins	
1700	Day evaluation	DLF	15 mins	
1715	Workshop Navigation Meeting	DLF	15 mins	
1730	TRANSFER TO HOTEL			
1930	GROUP DINNER AT TYPICAL RESTAURANT			

DAY 5 – CONCLUSIONS AND CLOSING				
Day contents & agenda focal point: MV				
Day Lead facilitator : MV				
0900	Recap del dia anterior		10 min	
0910	Presentaciones nacionales	PPANTS	1 hr 20 mins	Bolivia, Honduras, El Salvador, , Nicaragua
1030	Coffee Break		15 mins	
1045	Sostenibilidad	CR	30 mins	Costa Rica
1115	Introduccion a la Estrategia de Bioseguridad del GEF y futuro de implementacion	TGH	1 hour 15	

<sup>12</sup> INGO PIEGELER

1230	Lunch Break		90 mins	
1330	Evaluacion del dia : Expectativas y Clausura	PPANTS / RAs	45 mins	
1445	Cocktail			
1515	TRANSFER TO HOTEL			

## ANNEX 3 : LIST OF PARTICIPANTS

SECOND REGIONAL LATIN AMERICAN WORKSHOP  
September 3 - 7, 2007

COUNTRY	NAME
<b>PARTICIPANTS</b>	
Argentina	Andrés Frankow
Argentina	Paulina Boari
Bolivia	Erika Montes
Brasil	Paulo Peret
Brasil	Manuel Poppe
Chile	Gonzalo Pardo
Chile	Georgina Lembeye
Colombia	Emma Lucía Rivera
Colombia	Pilar Galindo
Costa Rica	Nelly Mora Molina
Costa Rica	Ana Marcela Víquez
Costa Rica	Alex May Montero
Costa Rica	Germán Carranza
Ecuador	Galo Jarrín
Ecuador	Elizabeth Lara
El Salvador	Francisco Romero
El Salvador	José Roberto Alegría Coto
Guatemala	Fernando García
Guatemala	Estuardo Cancinos
Honduras	Marnie Xiomara Portillo Rocriguez
Honduras	Miguel Antonio Valeriano Romero
Nicaragua	Carmen Ayerdis
Nicaragua	Carlos Mejía
Panamá	Darío Luque

<b>COUNTRY</b>	<b>NAME</b>
<b>PARTICIPANTS</b>	
Panamá	Epifanio Sánchez
Paraguay	María Cristina Torres
Peru	Enrique Fernández-Northcote
Peru	Roberto Mansilla
República Dominicana	Marina Hernández
República Dominicana	Ruth Febrillet
Uruguay	Alicia Aguerre
Uruguay	Fernanda Pardo
Venezuela	Carliz Díaz
Venezuela	Luis Díaz
<b>REGIONAL ADVISORS</b>	
Guatemala	Ileana Catalina López
Uruguay	Catalina Fellegi
Uruguay	Fernando Machado
Belize	Marydelene Vásquez
<b>REGIONAL SPECIALIST</b>	
Uruguay	Ernesto Ocampo

## ANNEX 4 : PARTICIPANTS' EXPECTATIONS

3 de Septiembre del 2007

Conocer las experiencias de países que han ratificado el Protocolo de Cartagena
Espero aprender acerca de lo que es el CIISB y conocer la experiencia de los otros países que ya son signatarios y llevar el conocimiento a República Dominicana
La expectativa es conocer las experiencias de los países que ya han avanzado en este proyecto
Tomar las experiencias de los países que han avanzado en el BCH, conocer problemas y potenciales soluciones
Tratar de llenar vacios y dar respuestas a muchas preguntas que se la han generado
Compartir las experiencias de Panamá y recibir conocimiento de países que están avanzados
Aprender para la implementación del reglamento que estamos desarrollando
Intercambiar conocimientos y experiencias positivas y negativas para poder replicar en su país.
Aprender las experiencias positivas en la implementación del BCH y de las negativas para evitar cometerlas.
Poder ver los aspectos relacionados con la ubicación del sitio web y como acceder sitios web nacionales. Compartir la experiencia de la implementación del BCH nacional
Aportar y conocer conocimientos para difundirlos en nuestro país. Publicar el mensaje en un artículo de difusión nacional.
Espero que mejore el trabajo en la implementación y desarrollo.
Compartir la experiencia nacional y que la información de bioseguridad se ponga disponible a todos los otros países.
Aprender la forma de implementar el sitio web de forma exitosa
Aprender las experiencias de los países que van más avanzados
Conocer la experiencia del resto de los países
Compartir acerca de cuál han sido las experiencias d los países que han implementado el desarrollo del BCH
Actualizar las experiencias, gestionar el proyecto del MNSB y hablar con los amigos
Aprender las aplicaciones del sitio web para poder implementarlo.
Poder compartir y conocer la normativa de los PAISES Y experiencias y difundir de manera correcta lo que han hecho los países
Conocer las experiencias y aplicarlas en el proceso de firma del MOU
Perfeccionar el proyecto BCH
Compartir la experiencia brasileña en el desarrollo del portal y conocer las dificultades y éxitos para facilitar el desarrollo del portal
Conocer como se está proyectando del BCH para poder aplicarlo
Dar a conocer lo que han implementado
Elaborar estrategias para mantener la sostenibilidad
Retroalimentar nuestro trabajo como RA
Aprender de los participantes y sus experiencias, procesos y herramientas

## ANNEX 5 : RESULTS OF EXERCISE ON DAY 1

1. Identify the main issues encountered while implementing the BCH project.
  - Identify and select the training materials for implementation.
  - Adequate infrastructure
  - Administrative issues
  - Adequate IT resources
  - Communication
  - Selection of the Task force
  - Lack of effective participation
  - Differing interests
  - Participants' invitation
    - Identify the persons that represent the different stakeholders
    - Invitation content.
    - Need for financial aid.
    - Participants' attendance.
2. What ideas do you propose to transfer the new BCH training materials (presentations, interactive modules, study cases, curricula etc) to different groups of national's users?
  - Enhance country's commitment
  - Identify different stakeholders
    - Decision-makers;
    - Importer/exporter
    - Civil society (journalist, NGO's, academy)
3. What ideas do you propose to further develop the training materials?
  - Develop new interactive training material in CD's.
  - Develop help on BCH Portal
4. What are the impediments to data entry which can account for the limited information entered in the BCH?
  - Capacity and coordination between NFP and NAU's.
  - Training in the interpretation of the Cartagena Protocol is deficient.
  - Lack of harmony in Cartagena Protocol's norms for completing the BCH information.
  - NFP procedures for revision/authorization.
  - Definitions of the roles and responsibilities for NAU's.
  - Personnel rotation: it's difficult to maintain continuity (trained people).
  - The flow of Information is not efficient or effective.
  - Lack of procedures for NAU's to request information from private enterprises.
  - Lack of resources (technical, human and financial).
5. 5.1 What are the reasons for developing a national BCH?
  - Focus on local issues.
  - Language and dialects.
  - Issues not covered by CPB.
  - Country's sovereign information.
  - Flexibility for discussion forums.

- Dynamic databases.

5.2 What are the human and material resources required to develop and maintain this system?

- IT engineers.
- Communication's experts.
- Technical support for the system's maintenance.
- Biosafety Specialist .
- A web server.
- An internet connection (24 hours).
- Hardware to cover all these requirements.

5.3 What are the potential difficulties that can arise?

- Lack of budget.
- Capacity to sustain these resources.
- Lack of technical human resources.
- Limited internet access.
- Lack of political support.

## ANNEX 6 : HERMES ROLE PLAY

### Role Play Exercise for demonstrating the key characteristics of HERMES

#### Preparation:

The facilitators need to prepare some files beforehand to be used in this exercise. Firstly, a JPG graphic file 940px wide needs to be prepared to be used as a replacement banner. Also a replacement style sheet needs to be prepared to replace the default style sheet. Finally, some photos need to be made available on the hard disk to be placed in a Photo Gallery that will be added during the demonstration.

Ask the participants to open their presentations of the tutorials corresponding to the subject matter dealt with in the role-play.

#### Role Play

Mary Vasquez plays the part of Dolores Fuertes de la Barriga. Her character has a positive and pleasant personality. She comes to demonstrate the use of HERMES, the Content Management System, to the National Focal Point.

Fernando Machado plays the part of Tomás T. de la Fuente, the National Focal Point. His character has a negative and demanding personality. He is reluctant to believe that a software development tool can be that effective, easy to use and inexpensive to implement.

These character names were chosen to be funny. When it is done in another language, suitably funny names should be substituted.

The following script serves as a general guide of the topics to touch in the demonstration/role play. The actors don't have to learn the script word-for-word. What they really need to have is a list of the characteristics/advantages of HERMES that should be mentioned in the discussion. In the way, the dialogue can develop naturally, as long as the actors touch on all the keys points. The behaviour of the actors should be exaggerated to make the role-play comical.

It starts with Mrs. Dolores Fuertes de la Barriga showing the client the key characteristics of HERMES. About halfway through the demonstration, she has to leave for a lunch appointment with her husband. Mr. de la Fuente has become very interested in this tool and still has many questions so she leaves him with the task of answering his own questions using the HERMES Manual available on MOODLE. He talks aloud to himself while he uses MOODLE to find the manual. Mrs. de la Barriga returns an hour later (in reality, only 1 or 2 minutes.) She asks Mr. de la Fuente if he was able to find the answers to his questions. He then explains to her, point-by-point what he learned during her absence.

#### A sample dialogue:

Dolores: Good Morning, Mr. de la Fuente.

Tomás: Good morning. Come in.

Dolores: I would like to show you HERMES, the new tool the SCBD has made available to the countries that are participating in the BCH.

Tomás: Oh really? And what does it do?

Dolores: It enables countries to develop their own national Biosafety websites, which automatically incorporate the information they have previously entered in the BCH central portal. It also allows them to customize this website additional national information that is not included on the BCH.

Tomás: Oh no, is it an application? Definitely we will need to hire an expensive IT expert!

Dolores: No, it is extremely easy to use. HERMES is a Content Management System so you only need to put in the content. This content will then automatically display in an appropriate format on the website. Look.

*(Dolores enters the sample national site xx.biosafetyclearinghouse.net. She describes the home page, the banner, content area, left navigation bar, links to BCH records, and how to login as administrator. She highlights the interoperability with the Central Portal of the BCH.)* [Tutorial 1.2]

Tomás: But it's empty! So it's useless!

Dolores: No, with this tool you can:

- Manage content (pages and text)
- Manage files (images, documents, etc.)
- Manage menus
- Site management

[Tutorial 1.1]

Tomás : So how do you do that?

Dolores: First you should login as administrator. Like this. [Tutorial 2.1]

*(Dolores demonstrates the login procedure.)*

Tomás: Oh! The screen has changed!

Dolores: Icons appear at the top to close session, change the personal profile of the administrator, switch to design mode and manage files. [Tutorial 3]

Tomás: Ok so what is "My Profile" for?

Dolores: I'll show you.

*(Dolores enters My Profile and explains the different fields.)* [Tutorial 3]

Tomás: And this other icon with the triangular ruler?

Dolores: It allows the user to switch to Design Mode.

*(Dolores toggles the Design Mode a few times to demonstrate the changes in the screen. Then she explains the design bar, and the editable sections of the page, etc.) [Tutorial 3]*

Tomás: And what about this little folder icon?

Dolores: That is for File Management.

*(Dolores enters File Management and explains its functions.) [Tutorial 3]*

Tomás: But all the pages are still empty! How do I add my own content?

Dolores: That is easy! We can add modules to the Content Area. A module can contain text, photos or discussion forums. Let us add a content module with text.

*(Dolores demonstrates how to add a module and fills it with some sample text, showing simple formatting such as making text bold, italic and underlined; adding lists, and section headings. She also takes this opportunity to show the Quick Reference for CMS syntax.) [Tutorial 4.3]*

Tomás: That's interesting! But I would also like to add photos.

Dolores: That is just as easy as adding text!

*(Dolores demonstrates how to add a photo module and fill it with photos. For this part of the exercise, the role players must be sure to have appropriate photos handy.) [Tutorial 5.1]*

Dolores: So you can see how easy it is to create and customize a national biosafety website with the HERMES tool.

Tomás: Yes, it does seem quite straightforward. It may be useful after all.

Dolores: I am glad that you think so. Well, its midday. I must leave now because I have a lunch appointment with my husband.

Tomás: No! You can't leave! I have many more questions!

Dolores: Oh really! Well, I am very glad that you are so interested! Don't worry. I will show you how to answer your own questions. You can access a HERMES Manual on the MOODLE site. This manual will give you all the information that you need.

*(Dolores shows him how to access MOODLE and the HERMES Manual.)*

Dolores: So I will leave you with this manual. I will return after lunch to see if you have managed to find all your answers.

*(Dolores leaves and Tomás peruses the Manual, speaking aloud to himself, as he discovers all the information in the Manual. About a minute later, Dolores returns. The audience is meant to understand that an hour has passed. Tomás' attitude is very different than it was in the morning. He is now very enthusiastic about HERMES.)*

Dolores: Good afternoon. How are you? So tell me what you have learned about HERMES.

Tomás: Well, I learned how to add hyperlinks to other web sites. Let me show you!

*(Tomás demonstrates how to add a link.)* [Tutorial 5.4.]

Dolores: Excellent! I see that you are a fast learner!

Tomás: Oh yes, I am. I also learned how to rearrange modules on the page. I don't have to erase anything.

*(Tomás demonstrates how to move modules around within the page.)*

Tomás: Now let me show you how to change the default banner and replace it with our very own banner.

*(Tomás demonstrates how to change the banner. The role players must have a replacement banner prepared ahead of time, which is no more than 940 pixels wide.)* [Tutorial 6.1]

Dolores: Oh! Mr. De la Fuente! How intelligent you are! You have learned so much! Did you also learn how to change the default font and style?

Tomás: Oh yes! Of course! I am an expert now! I figured out how to change the default style sheet and put in my own customized Cascading Style Sheet which defines the formatting styles that I like. I created a new stylesheet called "MyStyles.css" and substituted it for the "default.css."

*(Tomás demonstrates how to change the default style sheet. The appearance of the site changes as he loads his own style sheet. The role players should have a substitute style sheet prepared ahead of time. It is preferable that the changes to the font size, colour and family be very obvious for the purposes of this demonstration.)* [Tutorials 6.1 and 6.2]

Dolores: How beautiful! Well congratulations, Mr. De la Fuente. You have created and customized a national Biosafety website for your country in only one day!

## ANNEX 7 : PRACTICAL EXERCISE USING HERMES

In this exercise, participants must use the HERMES Manual 1.0 (which has been made available on all computers) as a reference. The instructions below contain references to the pages in this Manual where help for that particular task can be found. Note that the first three tasks have very detailed instructions, to assist you in completing them successfully. For the rest, you will need to read the reference materials available to find out how to complete them. NOTE: This exercise must be done using Internet Explorer.

### Part One

Preparation: Visit the MOODLE site (<http://moodle.unep.ch>). Look for information related to HERMES on the site. Where can it be found? What materials are available there?


- 1) Access the national website as administrator.
  - a. Enter the appropriate URL. (Each group will be assigned a national website, as well as an administrator account and password by the course facilitators.) Enter the assigned username and password. Click on "Sign in." Do not click on "Remember Me."


Reference: HERMES Manual, page 7.

- b. Update the information in "My Profile."
      - i. Fill in the Contact Details fields with your contact information.
      - ii. Save the changes by clicking on "Update my Profile."

Reference: HERMES Manual, page 9.

- 2) Change the Welcome message on the Home Page to something more appropriate and relevant to your country. E.g.

Step 1: Change to Design Mode by clicking on the icon  located at the top of the screen (pg. 10). Once you are in Design Mode, the Design Bar appears at the top of the screen. Additionally, the editable section of the page will be highlighted.

Step 2: To edit the information in this module, click on the  icon. Upon clicking on this icon, a new window appears, called the Content Module Menu. Click on the "Edit" option.


#### **Welcome to the Belize Biosafety Website**

Belize signed the Convention on Biological Diversity on **June 13, 1992** and ratified it on **December 30, 1993**. Belize ratified the Cartagena Protocol on Biosafety on **February 12, 2004**.

- 3) Add a text module to the home page. (pgs. 24- 26)

Step 1: On the design bar, select "CONTENT" as the type of module and set the position at "Row 1".

Step 2: Click on the “Add Module” button on the right portion of the design bar.

Step 3: To insert text into this module, click on the  icon. Upon clicking on this icon, a new window appears, called the Content Module Menu. Click on the “Edit” option.

Step 4: Add appropriate text about the national biosafety website, making sure to use various formatting options including bold and italics. Click on Quick Reference at any time to see a quick guide to the wiki-type syntax. E.g.

***Biosafety Issues for Belize:***

With the quick pace of scientific and technological change in biotechnology over the last two decades, and the many applications in the *pharmaceutical and agro-food industries*, there is an urgent need in Belize as a country with high biodiversity to develop a national policy with respect to the use and trade of **Genetically Modified Organisms (GMOs)** for her own security and as part of Belize’s obligations under the Cartagena Protocol on Biosafety.

- 4) Add a hyperlink to the UNEP website at the bottom of the home page. (pgs. 32-33)
- 5) Add a new page called “Mission Statement” using a variety of formatting styles (bold, italic, underline, lists, etc.) and hyperlinks e.g. to other government websites. It should appear immediately below the Home Page link on the left navigation bar. (pgs. 20 – 23) Add the following text:

**Mission Statement**

To **ensure the health** of the citizens of <Country> and to **safeguard its biodiversity**, by promoting *sound decision making and careful management* as it relates to the importation and use of **genetically modified organisms (GMOs)** for any purpose within the country, ensuring that there is harmony between *national development* and *respect for nature*, while guaranteeing the protection of the civil rights of all citizens.

The objectives of this website are:

- To inform the public about national policies, decisions and laws relating to biosafety.
- To educate the general public about biotechnology and trade in **GMOs**.
- To provide a forum for discussion on biotechnology and biosafety.
- To facilitate trade with other countries by providing ready access to information. regarding national mechanisms government the transboundary movement of **GMOs**.

- 6) Update the following properties of the new page appropriately: Title, Navigation Title, Menu Title, Position, Description, and Subject. Save the changes.
- 7) Change the banner (“banner-en.jpg”) substituting a more customized one. (pgs. 45 – 47) You can find a new banner that can be used in this exercise in the graphic file “new-banner-en.jpg” under the BCH folder on the desktop.

## Part Two

- 8) Add a photo gallery to the “Mission Statement” page. Fill in the following metadata fields: File to upload, Title, Full Description, Source or Credits, Photo data. Save the changes. Select a photo to upload. First click on the BROWSE button to find all graphic files. (pgs. 38 – 41).
- 9) Add a discussion forum.
- 10) Upload a Word or PDF document to the website. Create a hyperlink to this file within the “Mission Statement” page. (Please note that the instructions for this cannot be found in the HERMES Manual.)

## ANNEX 8 : SUGGESTIONS ON IMPROVING HERMES AND AJAX

The following responses were originally written on cards in Spanish. These included both suggestions and general comments. The translation and filtering of these responses were done by Fernando Machado. The responses were as follows:

- Include a visitor’s counter in Hermes
- Implement a quick search and an advanced search
- Include reports
- Translate screens
- Add support information
- Support for Flash on banner
- Improve quality of images in Hermes manual
- Add access to LMO & Gene Registry in Hermes
- Add a hyperlink to unique identifiers
- Add a hyperlink to national capacity building opportunities
- New plug-ins for more advanced searches, for example: date created, organism identity, unique identification, etc.

## ANNEX 9 : SUMMARY OF DAILY WORKSHOP EVALUATIONS

Day One – Monday September 3, 2007

1	2	3	4	5	6	7	8	9	10	11	12	13	Total
4	4	5	5	4	4	5	5	4	4	4	4	4	
4	5	5	4	4	5	4	4	4	5	5	5		
4	4	4	5	4	5	5	4	4	5			5	
5	5	5	5	5	5	5	5	4	5	5	5	5	
5	4	4	5	5	4	4	5	4	5	5	5	5	
4	5		5	5	5	4	5		5	5	5	5	
4	4	3	5	3	4	4	5	3	5	5	4		
5	5	4	5	5		5	5	5	5	5	5	4	
5	5	4	4	4	4	4	5	5	4	4	4	4	5
4	5		5	4	5	5	5	5	5	5	5	4	
5	5	5	4	4		4	5	4	5	5	5	5	
4	4	4	4	4	5	5	5	5	4	5		5	
5	4	4	5	5	5	5	5		5	5	5	5	
4	4	4	4		4	4	4	4	4	4	4	4	
5	5	4	5	3	5	5	5	5	5	5	4	5	
5	5	5	5	5	5	5			3	4			
4	5		5	5	5		4		4	4	5	5	
4	5	4	4	4	5	4	5		5	5	5	4	
4	5	5	4	5	5	5	4	4	5	5	5	5	
5	5	4	5		5	5	5	5	5	5	5		
4	4	4	5	5	5	4	4	5	4	5	5	4	
3	4	4	5	5	5	4			5	5	5	5	
5	4	4	5	5		5	5	5	5	5	4	4	
3	4	4	4	4	4	5		4	5	4	4	4	
5	4	5	5		5	5	5	5	5	5	5	5	
5	4	5	5		5	5	4	4	5	5	5	5	
5	4		5	5	5	5	5		5	5	5	5	
5	5	4	5	5	5	5	4	4	5	5	5	4	
5	5	5	5	5	4	5	5	4	5	5	5	4	
5	5	5	5	5	4	5	5	4	5	5	5	5	
5	4	3	4	5	5	4			5	5		5	
5	5	5	5	5	4	4	4	4	4	4	4	5	5
5	5	4	5	5	5	5	5	5	4	4		5	
5	5	4	5	5	4	5	4	4	5	5	5	5	
5	4	4	5	5	5	5	5	4	5	5	5	5	
4,5	4,5	4,3	4,7	4,5	4,7	4,6	4,7	4,4	4,7	4,8	4,7	4,6	4,6

### ¿A quién invitaría?

- Técnicos operativos, Políticos
- Técnicos
- Técnicos de diferentes sectores gubernamentales
- Instituto de Ciencia y tecnología agrícola
- Técnicos en bioseguridad, representantes de políticas de mercado

- Políticos especialmente, así como expertos en biotecnología para que colaboren en asuntos de información para BCH
- Si la parte técnica es muy importante, justamente por ser una página web (su uso y su mantenimiento)
- a ANC y UNAS
- a todos los entes encargados de este proyecto
- Políticos (tomadores de decisiones) y técnicos, investigadores
- Políticos
- Expertos en sistemas informáticos, otros expertos en bioseguridad
- César Lópea Bonilla (académico)
- Comunidad académica
- A los colegas técnicos para que más gente sepa lo que es el BCH y a los políticos para que puedan dar mas importancia al proyecto
- Técnicos, Profesionales, etc.
- Técnicos
- Principalmente a administradores y técnicos del Proyecto
- a otros técnicos y divisiones
- Grupo de trabajo, tomadores de decisiones
- Técnicos del departamento de bioseguridad (Uruguay)
- Colegas técnicos del departamento de biodiversidad
- Tomadores de decisión y exportadores/importadores
- Políticos , congresistas
- Técnicos
- Personal relacionado con ingeniería de informática
- Técnicos de las instituciones.
- Técnicos y empresarios

#### **Comentarios adicionales:**

- Agradó: Instalaciones y facilidades
- Mejorar: La ración del almuerzo.
- Creo conformación de grupos debe rotarse.
- En lo particular se extiende una felicitación por su organización
- Sólo el primer día de taller es difícil evaluar asuntos para mejorar
- La integración de experiencias de otros Países es muy importante
- Muy buena coordinación - GRACIAS-
- Falta un poco de claridad de mensaje para que los representantes de los Países hagan las presentaciones más puntuales.
- El procedimiento y la dinámica aplicada me gustó, posiblemente mejorar la puntualidad otro detalle que me pareció muy superficial fue la participación de los Países adelantados en las presentaciones iniciales.
- Un traductor para el personal que no sabe inglés u otro idioma. Tal vez algún participante podía ser voluntario.
- No dar demasiados carbohidratos en el break
- Me agrada la buena organización y la logística en general del seminario. Se nota la calidad del trabajo y el esfuerzo humano para cubrir todos los aspectos relacionados al mismo.
- Se puede mejorar la regulación del aire acondicionado del salón pues está muy frío.
- Mejorar acceso a WI FI,
- Herramienta muy útil para recabar mayores antecedentes durante el trabajo de los grupos.
- Pantalla no está en buena posición

- Lo que está en blanco en la encuesta no aplica.
- Creo que la gente esta muy callada. Hay que promover la discusión y la participación
- Me pareció muy bueno conocer las experiencias de otros Países. Ha sido muy claro.
- Se podría mejorar regulando el aire acondicionado
- La comida excelente
- El local excelente.
- El ambiente de trabajo y la organización del mismo
- El aire acondicionado está muy frío
- Muy buena organización
- La puntualidad debe mantenerse.
- Apagar el aire acondicionado
- Estaría interesante que si se continúa con la dinámica de trabajo grupal se tomaran los integrantes a efectos de ineractuar con todos los participantes
- Todo muy bien
- La programación del taller estuvo bien planificada en el día de hoy
- En general el día estuvo bastante bien
- Me parece que los materiales son muy buenos y útiles principalmente para aquellas personas que inician
- Durante la realización de los estudios de caso, surgieron problemas de ejecución del módulo de entrenamiento que esperamos puedas superarse. Por ejemplo idioma
- Ver el funcionamiento de Hermes
- Que tenemos la tarde libre. Gracias al comité organizador !
- El acceso a internet tuvo problemas
- La cordialidad del equipo. La logística
- La comida buena
- Felicidades nuevamente por la presentación
- Muy bien, se cumplió todo en tiempo
- El tiempo mejor distribuido en el dia de hoy
- La disposición es muy buena y también el intercambio que existe a los consultores y su buena disposición para encontrar las soluciones.
- Casos de estudio y roles muy interesantes para que se aprendan a cargar los datos.
- Los cambios de idioma al español son impotantes en el sitio web del BCH ya que todavía hay registros y páginas en español e ingles lo cual confunde al usuario
- La evaluación con los representantes de los grupos puede hacerse al final del taller
- El instrumento será de utilidad para los encargados de proporcionar y validar información.
- Todo bien
- Buena disposición de tiempo y del equipo de trabajo
- El procedimiento, evaluativo fue importantemente aceptable

## Day Two – Tuesday September 4, 2007

	Question Numbers													
	1	2	3	4	5	6	7	8	8	10	11	12	13	
1	5	5	4				4	5	4	5	4	5	si	
2	5	4	5	3	3	4	5	5	3	5	5	5		
3	5	4	4	4	4	4	4	5	5	4	4	4	si	
4	4	4	4	5	5	5	3	5	4	5	5	5	si	
5	4	4	4	3	4	4	4	5	5	5	5	5	si	
6	5	5	5	5	5	5	4	5	5	5	5	5	si	
7	5	5	5	5	4	5	5	5	5	5	5	5	si	
8	4	4	4	4	5	5	4	4	4	5	5	5	si	
9	5	4	4	5	4	5		5	5	5		5	si	
10	4	3	3	3		4	4	4	3	5	5	4	si	
11	4	4	4	5	4	5	5			5	5	4	si	
12	4	3	3	2	2	4	5	5	4	3	4	4	si	
13	5	4	4	4	4	5	5	4		5	5	5	si	
14	5	3		4	4	5	5	4	3	4	4	4	si	
15	4	3	4	4	2	5	4	5	4	5	5	5	si	
16	5	3	4	1	3	5	5	5	5	5	5	5	si	
17	5	3	4	3	3	4			5	5	5	5	si	
18	5	5	3	4	5	5	5	5	3	5	5	5	si	
19	4	4	4	4	4	4	5	5	3	5	5	4	si	
20	4	4	5	5	5	5	5	5	5	5	5	5	si	
21	5	4	5	5	5	5	5	5	5	5	5	5	si	
22	5	5	4	4	4	4	4	5	5	5	5	5	si	
23	4	4	4	4	4	4	4	4	4	4	4	4	si	
24	5	5		5	5		5	5	5		4	5	si	
25	4	3	4	4	3	3	4	4	3	5	5	5	si	
26	4	4	4	4	5	5	4	5	5	5	5	5	si	
27	5	5	5	5	5	4	5	5	5	5	5	5	si	
28	5	5	5	3	4	5	5	5	5	5	5	5	si	
29	5	5	4	4	4	5	5	5	4	4	5	5	si	
30	5	5	5	4	2	5	5	5	5	5	5	5	si	
31	4	3	3	3	4		4	4	4	4	4	4	si	
32	5	5	5	5	5	5	5	5	5	5	5	5	si	
33	4	4	4	4	3	4	4	5	5	5	5	5	si	
<b>AVG.</b>	4.6	4.1	4.2	4.0	4.0	4.6	4.5	4.8	4.4	4.8	4.8	4.8	si	4.4

### ¿A quién invitaría?

- Políticos y técnicos relacionados con importación y exportación de OVM
- Políticos y técnicos.
- Técnicos, toma de decisiones.
- Técnicos y políticos.
- Técnicos, empresarios.
- En este caso gobierno o la gente que esta relacionada con la búsqueda o cargo de datos en el portal.
- Cesar López Bonilla, UNALM Académico
- SI, a personas entendidas o de intereses diversos.
- Grupo de trabajo ANC

- Técnicos.
- Políticos con poder de decisión en el tema. Técnicos con relación al área, investigadores, ONGs, consumidores y público en general.
- Técnicos.
- ANCs, UNAs
- MARN, ICTA
- Autoridades nacionales competentes, autoridad Nacional de Seguridad de Alimentos, Ministerio de Desarrollo Agropecuario, Secretaría Nacional de Ciencia y Tecnología, Instituto de Investigación Agropecuaria.
- Técnicos y compañeros en la temática de biodiversidad.

## Comentarios

- Me agrada mucho Ileana, simplemente es perfecta!
- Acompañar al menos el desarrollo de un caso de uso. Fue necesario algunas veces la ayuda de un asesor y no fue posible. Muy rica la torta. Dinámicas chéveres. Muy poco tiempo/ cuando se presentaban dudas no se podían hacer preguntas.
- En el caso de los módulos ver la forma de apretar un botón para poner toda la información en el carrito
- Existe problemas de acceso a las diversas bases de datos del BCH.
- Se podía mejorar un poco el tiempo de las presentaciones.
- Un caso difícil explicado caso a caso por uno de los expositores. Comida deliciosa, aire perfecto, refresco bien, actividades excelente, laboratorios muy buenos, logística bien.
- En la sala de computadoras faltó alguna computadora adicional, ya que se tuvieron que formar grupos de tres personas o dos. Faltó discutir a nivel grupal, algún estudio de caso "tipo". En grupo surgen dudas y diferentes opiniones que al trabajar sólo o con otra persona. Creo que faltó tiempo en cada sesión dedicada.
- Falta revisar finalmente los ejercicios por que no concuerda con lo indicado. Falta tiempo.
- Todavía falta trabajar el enfoque en los currícula, estudiar un caso por los diferentes sectores.
- Las prácticas deberían estar mejor seleccionadas, y traducidas, ya que en algunos casos no se comprendían las indicaciones. Mayor tiempo para las prácticas. Se podría talvez hacer esta práctica en dos días.
- La posibilidad hecha realidad de actuar con módulos interactivos y comprobar cómo estos funcionan.
- El seminario cumplió con la agenda del día. Felicidades a los organizadores.
- Me agradó todo! Mucho más la forma de actuar de Ileana López ya que mantuvo despierto el grupo en un día tan fuerte. Muy bien o excelente lo de los regalitos por país. Felicidades, buen día de trabajo.
- La distribución de los temas a participar muy buena. Los juegos de concurso muy buenos.
- Hay claridad en temas, falta más tiempo para profundizar en PCB. Hay buena coordinación entre el personal de apoyo. Está bien repartido la carga de trabajo entre los coordinadores de cada día. Buen detalle con la cumpleañosera.
- Estudio de caso, como el sitio está cambiando constantemente sería recomendable poner la forma o pasos para resolver cada caso y no las respuestas que a veces no coincide con la solución del portal central. Procurar papel y jabón en los baños.
- Felicidades por el trabajo.
- Muy bien.
- Más tiempo en cada práctica.

### Day Three – Wednesday September 5, 2007

1	2	3	4	5	6	7	8	9	10	11	12	13	Total
5	5	3	5	4	5	5	4	5	4	5	4	4	
5	4	5	4		5	5	4	4	5	5	5	5	
5	5	5	5	5	5	5	5	5	5	5	5	5	
5	5	5	5	5	5	5	5		5	5	5	5	
4	4	5	5	5	5	4	4	5	5	5	5	5	
5	5	5	5	5	5	4	4	5	5	5	5	5	
5	5	5	5		5	5	5	5	5	5	5	5	
5	5	5	5	5	5	5	5	5	5	5	5	5	
5	5	5	5	4	5	4	5	5	5		5	5	
5	5	5	5	5	5	5	5	5	5	5	5	5	
5	5	5	5	5	5	5	5	5	5	5	5	5	
5	5	5	5	5	5	5	5	5	5	5	5	5	
5	5	5	5	5	5	5	5	5	5	5	5	5	
5	4	4		5	5	4	4	4	5	5	5	5	
5	5	5	4	5	5	4	5	5	5	5	5	5	
4	4	4	5	5	5	4	5	5	5	5	5	4	
4	4	4	5	4	4	4		4	4	4	4		
5	5	5	5	5	5	5	5	5	5	5	5	5	
5	5	5	5	4	4	4	4	4	5	5	5	5	
4	4	4	4	4	4	4	4	4	4	4	4	4	
5	5	5		4	5	5	5	5	5	5	5	5	
5	5	5			5			5	5	5	5		
5	5	4	5	5	5	5	5	5	5	5	5	5	
5	4	4	4	5		5	5	4	5	5	5	5	
5	4	4	4	5	5	5	4	4	4	5	5	5	
5	4	5	5	5	5	5	4	4	5	4	5	5	
5	5	5	5	5	5	5			5	5	5		
4,9	4,7	4,7	4,8	4,8	4,9	4,7	4,6	4,7	4,9	4,9	4,9	4,9	4,8

#### ¿A quién invitaría?

- PFN, Políticos, técnicos, ONG`s, consumidores con interés en el área
- Asesoría legal, asuntos internacionales
- Políticos
- A los que tratan el tema en el Ministerio
- Poderes encargados de cargar estos datos
- Técnicos
- Si a los políticos
- Grupo de trabajo y ANC
- Cualquiera que esté interesado
- A cualquier técnico que este interesado

## Day Four – Thursday September 6, 2007

1	2	3	4	5	6	7	8	9	10	11	12	13	Total
4	3	3		3									
5	5	5	5	5	5	5	5	5	5	5	5	5	5
4	4	4	4	4	4	3	4	4	3	4	4	4	4
5	5	5	5	5	5	5	5	5	5	5	5	5	5
5	5	5	5	5	5	5	5	5	5	5	5	5	5
5	5	5	5	5	5	4	4	5	5	5	4	5	5
5	5	5	5	5	5	5			5	5	5		
5	4	5	5	5	5	5	4		3	4	5	5	5
5	5	4	5	5	5	5	5	5	5	5	4	5	5
5	5	5	5	5	5	5	5	5	5	5	5	5	5
5	5	5	5	5	5	5	5	5	5	5	5	5	5
5		5	5		5	5	4	4	5	5	5	5	5
4	4	4	5	4	5	4	4	5	5	5	5	5	5
5	5	5	5		5	5	5	5	5	5	5	5	5
5	5	5	5	4	4	5	4	4	4	4	5	4	4
5	5	5	4	4		5	5	5	5	5	5	5	5
5	5	5	4	4	5	4	4	4	5	5	5	5	5
4	4	4	4	4	4	4	4	4	4	4	4	4	4
5	5	5	5	5	5	5	5	5	5	5	5	5	5
5	5	5	5	5	5	5	5	5	5	5	5	5	5
5	5	5	5	5	5	5	5	5	5	5	5	5	5
5	5	5	4	5	5	5	4	4	5	4	5	4	4
<b>4.8</b>	<b>4.7</b>	<b>4.7</b>	<b>4.8</b>	<b>4.6</b>	<b>4.9</b>	<b>4.7</b>	<b>4.6</b>	<b>4.7</b>	<b>4.7</b>	<b>4.8</b>	<b>4.8</b>	<b>4.8</b>	<b>4.7</b>

### ¿A quién invitaría?

- Personas que se ocupen de ¿? la información referida al BCH
- Técnicos principalmente
- Técnicos y políticos
- A cualquiera que esté interesado
- Técnicos de informática, asesoría legal
- Webdevelopers
- Colegas
- Grupo de trabajo, ANC, PFN, PFC

### Comentarios adicionales:

- Excelente dramatización
- Felicidades
- Muy buenas las ponencias de los países más avanzados, nos aportó (a los países que comenzamos) una idea general de cuál o cuáles son las consideraciones que tenemos que hacer cuando implementemos el proyecto BCH
- Muy buena la dinámica de trabajo, cuando los instructores personalizaron la situación ficticia pero muy probable de ocurrir (Ms. Barriga y Mr. Tomas T)
- Las presentaciones de todos estuvieron excelentes
- Explicación de Hermes

- Muy bien, se cumplió todo a tiempo. Bien la explicación de Piegeler sobre todo el proyecto y los requerimientos de cierre del proyecto
- Parte de los ejercicios es para los informáticos. Los ejemplos son mal entendidos; presentes tienden a hacer consultas sin sentido, e.g. poner "focal points" de otros países ¿en páginas de mi país?. Conclusión: no se entendió objetivo de Hermes y Ajax para algunos
- Tema "Cierre de proyecto" podría haberse hecho en reunión separada

## Day Five – Friday September 7, 2006

		Survey Question Number												
		1	2	3	4	5	6	7	8	9	10	11	12	13
SCORE	1										1			
	2													
	3		1							1	1	3		
	4	4	4	5	2	3	4	3	3	1	2	3	1	2
	5	18	16	14	20	17	18	17	11	11	17	16	15	18
# Responses		<b>22</b>	<b>21</b>	<b>19</b>	<b>22</b>	<b>20</b>	<b>22</b>	<b>20</b>	<b>14</b>	<b>13</b>	<b>21</b>	<b>22</b>	<b>16</b>	<b>20</b>
Avg Score		<b>4.8</b>	<b>4.7</b>	<b>4.7</b>	<b>4.9</b>	<b>4.9</b>	<b>4.8</b>	<b>4.9</b>	<b>4.8</b>	<b>4.8</b>	<b>4.6</b>	<b>4.6</b>	<b>4.9</b>	<b>4.9</b>
<b>Daily Avg</b>														<b>4.8</b>

### If yes, which colleagues?

- Ing. Agrónomos - Ministerio Desarrollo Agropecuario, Facultades de Agronomía de Universidades
- Grupo de Trabajo, ANC
- Políticos especialmente
- Area bioseguridad, soporte informático
- Personas que necesitan conocer el estado de los países con respecto al proyecto
- Todo funcionario gubernamental que trabaje en aspectos relacionados con la bioseguridad, para replicar en el país.
- Políticos y técnicos
- Al que lo necesite y a compañeros de trabajo
- Si, a UNAs y ANCs

### Additional comments e.g. what you liked or what could be improved & how?

- Todo bien y muy bien. Gracias.
- Muchas gracias por todos los arreglos y organización del evento
- La información que se puso a disposición a los participantes que será de mucha utilidad en la ejecución de los proyectos que se están implementando.
- Muy buen ambiente de trabajo (respetuoso y cálido.) Excelente los consultores!
- La interacción es una oportunidad muy valiosa para aprender del resto de países.
- Felicidades a los coordinadores y su equipo de apoyo por el éxito del seminario!
- Muy bien. Se cumplieron las expectativas. Aprovechan todos los conocimientos adquiridos para avanzar rápidamente en los proyectos nacionales.
- Guatemala agradece su invitación, asimismo el alto profesionalismo para el Proyecto. Expectativas cumplidas.
- Felicidades a los expositores de HERMES, Mary y Fernando. Quedó muy claro y nos gustaría que no falte el soporte por parte de ellos. En general felicidades a todos los organizadores del seminario. Cumplió con sus objetivos.
- Excelente en la distribución del tiempo.